






SPECIALISED MINING CABLES

<p>TF KABLE 3 TEXOPRENE SCOOP 640/1100 V</p>  <p>TRM TRMC TRSS SCOOP</p>	<p>TF KABLE 3 TEXOPRENE SANS 1520-1 640/1100 V 1900/3300 V</p>  <p>TYPE 41 TYPE 61 TYPE 63</p>
<p>TF KABLE 3 TEXOPRENE SANS 1520-2 3.8/6.6 V 6.35/11 V</p>  <p>TYPE 66 TYPE 66 ECC TYPE 611 TYPE 611 ECC</p>	<p>TF KABLE 3 TEXOPRENE SANS 1520-2 12.7/22 V 19.0/33 V</p>  <p>TYPE 622 TYPE 622 ECC TYPE 633 TYPE 633 ECC</p>

OUR LATEST INNOVATION

Flexible, reflective or neon TPU sheathed screened mining cables. High abrasion and tensile pull properties.



Manufacturer of flameproof and explosion proof products

Proof Engineering specialises in the design and manufacture of innovative flameproof, explosion proof and non-flameproof plugs, sockets, adaptors and cable couplers for the mining and tunneling industries. The range includes 0.6 kV through to 35kV, 120A through 800A couplers in a variation of configurations i.e. plugs, sockets, adaptors, as well as a PLM aluminium range that meets international specifications for hazardous and non-hazardous areas.

In addition, we are able to offer our customers:

- ✓ Fitment of the connectors to the cable when purchased as a complete set
- ✓ Comprehensive design capabilities (inclusive of unique or special designs to suit specific applications)
- ✓ Fully equipped in-house foundry and machining capacity
- ✓ State-of-the-art machining CNC machining


PROOF MINING SOLUTIONS

PROOF ENGINEERING
A division of Hudaco
JHB (HO): 011 824 1146
Fax: 011 824 1237
Email: sales@proofholdings.co.za
Web: www.proofeng.co.za

MANUFACTURING FACILITY
No 368 Sifon Street
Robertville, Roodepoort, 1709



PROOF MINING SOLUTIONS



300A/400A 6.6kV
Half Coupler & Adaptor


300A 6.6kV HALF COUPLER & ADAPTOR

300A 6.6kV BOLTED ADAPTOR

Technical Data

Adaptor, Electrical

- ✓ Cable entry for SWA or UA
- ✓ Contact quantity & type: 3 Pin & 1 pilot
- ✓ Connector type: Half Coupler
- ✓ Current rating: 300A
- ✓ Flameproof certified
- ✓ Housing: Brass or Pro-Alloy
- ✓ Phase conductors: Copper
- ✓ Pilot: Brass
- ✓ Tails can be fitted in-house
- ✓ Silicone insulator
- ✓ Voltage: 6600V
- ✓ Certified to SANS IEC60079-0-1, BS 3905 & SANS 1489
- ✓ Atex approved




300A 6.6kV BOLTED HALF COUPLER

Technical Data

Coupler, Electrical

- ✓ Cable entry for SWA or UA
- ✓ Contact quantity & type: 3 Pin & 1 pilot
- ✓ Connector type: Half Coupler
- ✓ Current rating: 300A
- ✓ Flameproof certified
- ✓ Housing: Brass or Pro-Alloy
- ✓ Phase conductors: Copper
- ✓ Pilot: Brass
- ✓ Silicone insulator
- ✓ Voltage: 6600V
- ✓ Certified to SANS IEC60079-0-1 & BS 3905 & SANS 1489
- ✓ Atex approved



400A 6.6kV HALF COUPLER & ADAPTOR

400A 6.6kV BOLTED ADAPTOR

Technical Data

Adaptor, Electrical


- ✓ Cable entry for SWA or UA
- ✓ Complete phase segregation, no phase-to-phase failures
- ✓ Contact quantity & type: 3 Pin & 1 pilot
- ✓ Connector type: Half coupler
- ✓ Current rating: 400A
- ✓ Flameproof certified
- ✓ Housing: Brass or Pro-Alloy
- ✓ Individually screened insulators
- ✓ Phase conductors: Copper
- ✓ Pilot: Brass
- ✓ Tails can be fitted in-house
- ✓ Voltage: 6600V
- ✓ Certified to SANS IEC60079-0-1 & SANS 1489



400A 6.6kV BOLTED HALF COUPLER

Technical Data

- ✓ Cable entry for SWA or UA
- ✓ Complete phase segregation, no phase-to-phase failures
- ✓ Contact quantity & type: 3 Pin & 1 pilot
- ✓ Connector type: Half coupler
- ✓ Current rating: 400A
- ✓ Flameproof certified
- ✓ Housing: Brass or Pro-Alloy with longer body (larger cable)
- ✓ Individually screened insulators
- ✓ Phase conductors: Copper
- ✓ Pilot: Brass
- ✓ Tails can be fitted in-house
- ✓ Voltage: 6600V
- ✓ Certified to SANS IEC60079-0-1 & SANS 1489



Features and Benefits

6.6kV 300A

- Available in Pro-Alloy anti-theft material
- Cable entry for SWA or UA
- Grommets cut to size
- Grub or crimp contact pins
- Silicone insulators

6.6kV 400A

- Available in Pro-Alloy anti-theft material
- Grubscrew or crimp type connectors
- Individually screened contacts
- Silicone connecting sleeves (Reduces air with the joint)

Applications

- Power supply to underground machines
- Power supply to surface-to-underground machines

After Sales Service Solutions

- Coupler repair services (on request)
- Spares locally manufactured (ex-stock)
- Technical back-up and support 24/7
- Termination of the cable into the coupler is available
- Training on terminating the coupler (on request)